



# BRAPORT CARD

## Lululemon Enlite Bra

### Details

#### Photo



#### Price

\$98

#### Brand

Lululemon

#### Brand Location

Canada

#### Care

Machine wash cold, dry flat

#### Content

56% Nylon  
44% Spandex

### Support and Sizing

#### Support (Slow Motion Video)

#### Support Level

Bra ID Family


Bra ID Name

Sizes Offered\*



#### Above Average

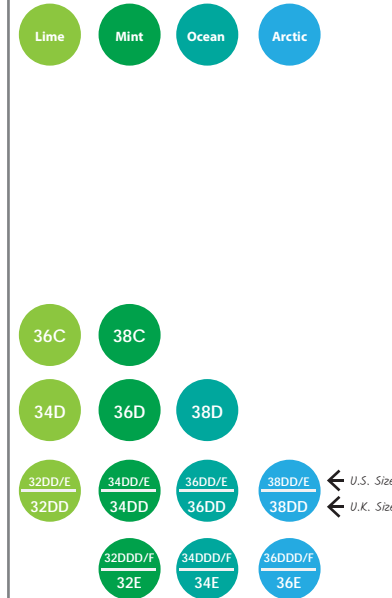
##### Red



#### Average

##### Green

##### Blue



\*Manufacturers often change available sizes. Double check available sizes with stores.

#### Sizing System

U.K. Sizing

#### Sizing Accuracy



Don't know which **color** you are? Find out here:

[www.bravolution.com/bra-id/](http://www.bravolution.com/bra-id/)

### Overall Grade

B-

### Overall Support



### Pros

Stunning design

Luxe fabric

Attractive bust shape (no uni-boob) while still maintaining good support.

### Cons

Excessive construction

No strap adjustment

Runs very small

Many interior seams despite bonded construction

Expensive (\$98)

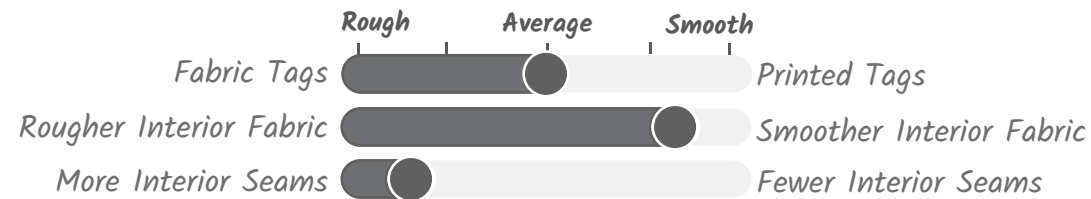


# BRAPORT CARD

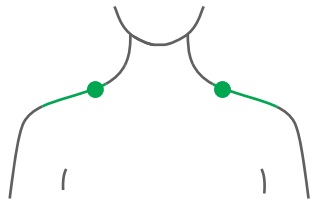
## Lululemon Enlite Bra

### Comfort

#### Chafe Reducing Features

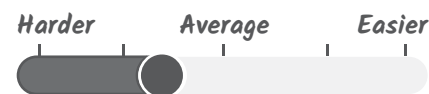


#### Shoulder Strap Placement

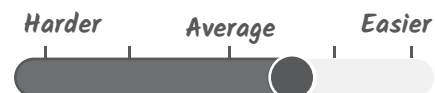


Racerback straps neither uncomfortable nor too high up on neck

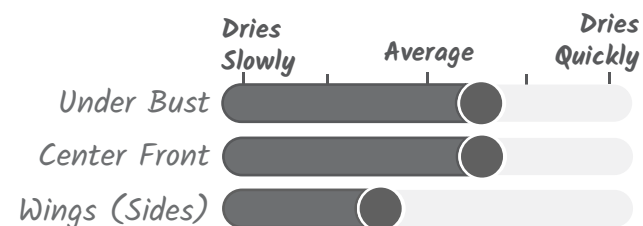
#### Ease of on and off



#### Ease of use with chestband HR Monitor



#### Dries quickly? (Wicking)

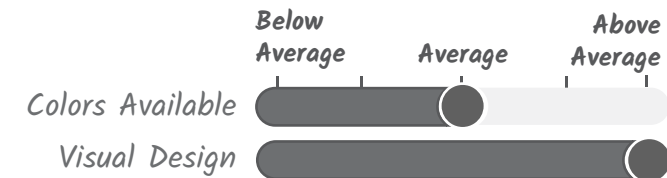


#### Premium Features

Luxe fabric, flat edges (no elastics), bonded construction, built in hook and eye, reflective logo


### Design

#### Style



#### Cups

##### Underwire



##### Exterior Cup Type

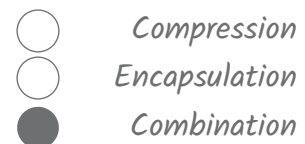


##### Interior Cup Type

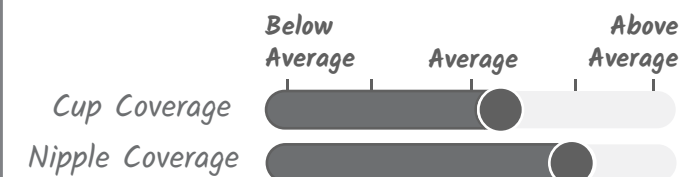


\*Or other stiff fabric

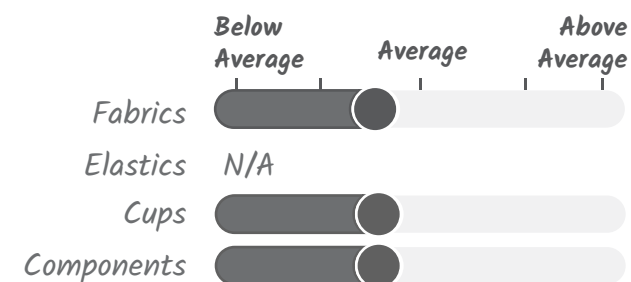
##### Category



#### Modesty

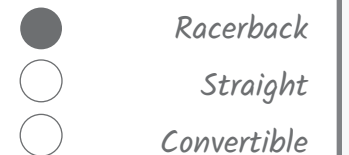


#### Wash Durability



#### Shoulder Straps

##### Strap Type



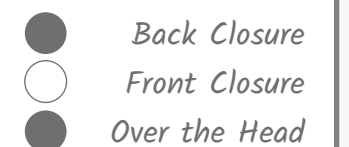
##### Strap Adjustment



##### Placement of Adjustment



#### Underband





# BRAPORT CARD

## Fit Pictures (Straight Straps)

Front

Back

Side

32C



30DD



# Lululemon Enlite Bra

## Models' Opinions

### Support

“How does the support of this bra feel to you: Below average, average, or above average?”

Family	Bra ID	U.S. Size	Perceived Support
Red	Garnet	32C	<div><div>Below AverageAverageAbove Average</div><div><div></div></div></div>
Red	Brick	30DD	<div><div>Below AverageAverageAbove Average</div><div><div></div></div></div>



# BRAPORT CARD

Lululemon Enlite Bra

## Models' Opinions

### Questionnaire

Model's Actual Bra Size (US)	Model's Actual Bra Size (UK)	Size Of This Bra	How does it feel?	What would you change?	What do you like?	More, average, or less than average support?
32C	32C	32C	straps in the back made me feel very conscious of the movement of my shoulder blades when I was running,	make it easier to get on and adjustable straps, but not as hard as I thought	very attractive and stylish, smoothness, and color, great bra for barre class or yoga because things like that require some support but you also WANT to be aware of the movement of your shoulder blades but for running its too much of a distraction with the back straps	average
30DD	30DD	32DD	Soft and light but the underband is too tight and restricts my breathing.	The hook and eye is very difficult to fasten.	Beautiful design. Also, the lack of elastics makes the bra feel smooth against the skin.	average

**Disclaimer:** This information contains subjective opinions and is not scientific. Bravolution is not a manufacturer and has no control or influence over the products, which are subject to change and variability by the manufacturers. Bravolution makes no endorsements of any products and no warranties whatsoever as to products or information contained in Braports. Consumers are encouraged to find what works for them!